



STATE OF CONNECTICUT
GOVERNOR NED LAMONT

August 30, 2021

The Honorable Martin Looney
President Pro Tempore
Connecticut State Senate
Legislative Office Building, Room 3300
Hartford, CT 06106

Dear Senator Looney,

Pursuant to Section 4-28b of the Connecticut General Statutes, I am pleased to transmit for legislative review the recommended allocations for the following six block grant programs for Federal Fiscal Year 2022: Community Mental Health Services, Community Services, Maternal and Child Health Services, Preventive Health and Health Services, Social Services, and Substance Abuse Prevention and Treatment. Table A in each respective plan contains the recommended allocations. Please note that these plans are based on anticipated federal funding and may be subject to change when the State of Connecticut receives the final federal grant award notices.

Thank you for your attention to this matter. Please contact Danielle Palladino at the Office of Policy and Management at Danielle.Palladino@ct.gov or 860-402-7576 if you have any questions about the recommended allocations or any other aspects of the plan.

Sincerely,

A handwritten signature in blue ink that reads "Ned Lamont".

Ned Lamont
Governor

cc: Honorable Kevin Kelly, Senate Minority Leader
Josh Geballe, Chief Operating Officer, Office of Governor Ned Lamont
Melissa McCaw, Secretary, Office of Policy and Management
Vannessa Dorantes, Commissioner, Department of Children and Families
Nancy Navarretta, Acting Commissioner, Department of Mental Health and Addiction Services
Deidre S. Gifford, Commissioner, Department of Social Services & Acting Commissioner,
Department of Public Health
Claudio Gualtieri, Under Secretary, Office of Policy and Management

210 CAPITOL AVENUE, HARTFORD, CONNECTICUT 06106
TEL (860) 566-4840 • www.governor.ct.gov
Governor.Lamont@ct.gov



STATE OF CONNECTICUT
GOVERNOR NED LAMONT

August 30, 2021

The Honorable Matthew Ritter
Speaker of the House
Connecticut House of Representatives
Legislative Office Building, Room 4100
Hartford, CT 06106

Dear Representative Ritter:

Pursuant to Section 4-28b of the Connecticut General Statutes, I am pleased to transmit for legislative review the recommended allocations for the following six block grant programs for Federal Fiscal Year 2022: Community Mental Health Services, Community Services, Maternal and Child Health Services, Preventive Health and Health Services, Social Services, and Substance Abuse Prevention and Treatment. Table A in each respective plan contains the recommended allocations. Please note that these plans are based on anticipated federal funding and may be subject to change when the State of Connecticut receives the final federal grant award notices.

Thank you for your attention to this matter. Please contact Danielle Palladino at the Office of Policy and Management at Danielle.Palladino@ct.gov or 860-402-7576 if you have any questions about the recommended allocations or any other aspects of the plan.

Sincerely,

A handwritten signature in blue ink that reads "Ned Lamont".

Ned Lamont
Governor

cc: Honorable Vincent Candelora, House Minority Leader
Josh Geballe, Chief Operating Officer, Office of Governor Ned Lamont
Melissa McCaw, Secretary, Office of Policy and Management
Vannessa Dorantes, Commissioner, Department of Children and Families
Nancy Navarretta, Acting Commissioner, Dept. of Mental Health and Addiction Services
Deidre S. Gifford, Commissioner, Department of Social Services & Acting Commissioner,
Department of Public Health
Claudio Gualtieri, Under Secretary, Office of Policy and Management

210 CAPITOL AVENUE, HARTFORD, CONNECTICUT 06106
TEL (860) 566-4840 • www.governor.ct.gov
Governor.Lamont@ct.gov



State of Connecticut
GENERAL ASSEMBLY
STATE CAPITOL
HARTFORD, CONNECTICUT 06106-1591

To: Senator Cathy Osten
Representative Toni E. Walker
Co-Chairpersons, Appropriations Committee

Senator Marilyn Moore
Representative Catherine F. Abercrombie
Co-Chairpersons, Human Services Committee

From: Martin M. Looney, Senate President Pro Tempore
Matthew D. Ritter, Speaker of the House


Re: Social Services Block Grant


Date: August 31, 2021

Pursuant to Connecticut General Statutes Section 4-28b, we are submitting the Governor's allocation plan for the Federal fiscal year 2022 Social Services Block Grant program to you for your approval or modifications.

Thank you for your consideration of these recommendations.

Sincerely,


Martin M. Looney
Senate President Pro Tempore


Matthew D. Ritter
Speaker of the House

Cc: Susan Keane, Senior Committee Administrator, Appropriations Committee
Heather Ferguson-Hull, Clerk, Human Services Committee
Danielle Palladino, Policy Development Coordinator, Office of Policy & Management

**SOCIAL SERVICES BLOCK GRANT
ALLOCATION PLAN**

**FEDERAL FISCAL YEAR 2022
OCTOBER 1, 2021 – SEPTEMBER 30, 2022**

**STATE OF CONNECTICUT
DEPARTMENT OF SOCIAL SERVICES**

**NED LAMONT
GOVERNOR**

Submitted by:
**Deidre S. Gifford, MD, MPH, Commissioner
Connecticut Department of Social Services**




TABLE OF CONTENTS

	PAGE #
I. NARRATIVE OVERVIEW OF SOCIAL SERVICES BLOCK GRANT: SUMMARY OF PURPOSE, PROVISIONS AND PROPOSED CHANGES	
A. PURPOSE	3
B. MAJOR USE OF FUNDS AND TARGET POPULATION	3-5
C. FEDERAL ALLOTMENT PROCESS	5
D. ESTIMATED FEDERAL FUNDING	6
E. TOTAL AVAILABLE AND ESTIMATED EXPENDITURES	6
F. PROPOSED CHANGES FROM LAST YEAR	6-7
G. CONTINGENCY PLAN	7-8
H. STATE ALLOCATION PLANNING PROCESS	8
I. GRANT PROVISIONS	8
II. TABLES OF SUMMARY OF RECOMMENDED ALLOCATIONS, BUDGETS, EXPENDITURES, AND OBJECTIVES AND ACTIVITIES	9
TABLE A. RECOMMENDED ALLOCATIONS	10-11
TABLE B. SSBG PROGRAM EXPENDITURES	12
TABLE C. SUMMARY OF SSBG SERVICE OBJECTIVES AND ACTIVITIES	13-17
III. ALLOCATIONS BY PROGRAM CATEGORY	18-19
IV. INCOME LEVELS	20

THE SOCIAL SERVICES BLOCK GRANT ALLOCATION PLAN FOR FEDERAL FISCAL YEAR 2022

I. **Narrative Overview of the Social Services Block Grant: Summary of Block Grant (Purpose, Provisions and Proposed Changes)**

A. **Purpose**

The Social Services Block Grant (SSBG) was established by the Omnibus Budget Reconciliation Act of 1981. It is an amendment to Title XX of the Social Security Act for the purpose of funding a variety of social service programs and related training activities.

The SSBG is administered by the United States Department of Health and Human Services (HHS) through its administrative agency, the Office of Community Services. The Connecticut Department of Social Services (DSS) is designated as the principal state agency for the allocation and administration of the block grant within the State of Connecticut.

B. **Major Use of Funds and Target Population**

Allowable Use of Funds

The block grant legislation gives the state significant discretion in providing a wide range of services aimed at achieving the following goals:

- Achieving or maintaining economic self-support to prevent, reduce, or eliminate dependency or institutionalization.
- Achieving or maintaining self-sufficiency, including reduction or prevention of dependency.
- Preventing or remedying neglect, abuse, or exploitation of children and adults unable to protect their own interests, or preserving, rehabilitating, or reuniting families.
- Preventing or reducing inappropriate institutional care by providing for community-based care, home care, or other forms of less intensive care.
- Securing referral or admission to institutional care when other forms of care are not appropriate or providing services to individuals not in institutions.

The Family Support Act of 1988 and regulations subsequently published in November 1993 by the Department of Health and Human Services established and defined twenty-nine SSBG service categories. Part II, Table C, Summary of Service Objectives and Activities delineates the categories of services supported by SSBG funds in Connecticut.

The state may transfer up to 10% of its allotment for use in that fiscal year under the provisions of federal block grants for the support of preventative health and human services, alcohol and drug abuse, mental health services, maternal and child health services, and low-income home energy assistance.

The state may use a portion of the funds for the purpose of purchasing technical assistance from public or private entities if the State determines that such assistance is required.

The state may **not** use funds for the following:

- the purchase or improvement of land, or the purchase, construction, or permanent improvement (other than minor remodeling) of any building or other facility;
- the provision of cash payments for costs of subsistence or for the provision of room and board (other than costs of subsistence during rehabilitation, room, and board provided for a short term as an integral but subordinate part of a social service, or temporary emergency shelter provided as a protective service);
- payment of wages to any individual as a social service (other than payment of wages to welfare recipients employed in the provision of child day care services);
- the provision of medical care (other than family planning services, rehabilitation services, or initial detoxification of an alcoholic or drug dependent individual) unless it is an integral but subordinate part of a social service for which grants may be used;
- social services (except services to an alcoholic or drug dependent individual or rehabilitation services) provided in and by employees of any hospital, skilled nursing facility, intermediate care facility, or prison, to any individual living in such institution;
- the provision of any educational service which the state makes generally available to its residents without cost and without regard to their income;
- any child day care services unless such services meet applicable standards of state and local law;
- the provision of cash payments as a service (except as otherwise provided under federal law);
- payment for any item or service (other than an emergency item or service) furnished
 - by an individual or entity during the period when such individual or entity is excluded under federal law, or
 - at the medical direction or on the prescription of a physician during the period when the physician is excluded under federal law and when the person furnishing such item or service knew or had reason to know of the exclusion (after a reasonable time period after reasonable notice has been furnished to the person); and
- support services provided directly by correctional facility staff for criminal offenders or ex-offenders.

The approved SSBG block grant plan for FFY 2021 allocated funding to 12 of the 29 eligible SSBG service categories. In addition to supporting programs administered through DSS, FFY 2022 SSBG funds were allocated and distributed by DSS to support programs administered through the Department of Mental Health and Addiction Services, the Department of Housing, the Department of Labor and the Department of Aging and Disability Services, and grants to 31 private non-profit service providers.

The Target Population

The Social Services Block Grant will be used to provide needed social services to vulnerable persons or families with special emphasis on those groups which are less able than others to care for themselves (e.g., people with disabilities, youth, and older adults).

Vulnerable persons or families are those who exhibit one or more of the following conditions (not presented in any ranked order):

- Economically disadvantaged (unemployed, under-employed, or low income);
- Physically, mentally, neurologically, or developmentally disabled;
- Abused/neglected (e.g., sexual assault victims, abused and/or exploited children, and elderly);
- In need of language and cultural awareness assistance and/or technical immigration assistance;
- In need of drug or alcohol services;
- In need of family planning services;
- In need of mental health support services (e.g., distressed families or persons who may be at risk of institutionalization);
- In need of supportive services in order to remain in the community;
- In need of shelter assistance.

Income Eligibility: With the exception of the SSBG service categories of Employment Services and Home Delivered Meals, recipients of SSBG funded services must have annual income no higher than 150 percent of federal poverty income guidelines, or \$39,750.00 for a family of four.

Section 403 of Public Law 104-193, the Personal Responsibility and Work Opportunity Reconciliation Act (PRWORA) of 1996, bars most qualified aliens who entered the U.S. after August 22, 1996 from eligibility for "Federal means-tested public benefits." HHS has determined that SSBG services are not "Federal means-tested public benefits." Therefore, qualified aliens, regardless of when they entered the United States remain eligible for SSBG services if they meet other program requirements.

C. Federal Allotment Process

Federal allotments to states for the SSBG program are based upon the national appropriation and Department of Commerce census data. Funds are allocated to each state in the same proportion as the state's population is to the population of all states.

D. Estimated Federal Funding

For FFY 2021, the SSBG was funded at a national level of \$1.6 billion. Connecticut's final FFY 2021 allocation in regular SSBG funds was \$17,408,026.

At the time of the development of this allocation plan, the funding level for FFY 2022 has not been released. For purposes of the development of this plan, the federal funding allocation for Connecticut for FFY 2022 is estimated to be \$17,408,026, which is equal to the state's final FFY 2021 allocation.

E. Summary of Total Available and Estimated Expenditures

The total funding projected to be available for expenditures in FFY 2022 is \$23,627,046. This figure reflects projected block grant funding of \$17,408,026 and carryforward funding of \$6,219,020. The available FFY 2021 carryforward funding will be spent on FFY 2022 expenditures before utilizing the anticipated FFY 2022 block grant funding. The FFY 2022 plan proposes to expend \$18,408,026 of the total available funding, as detailed in Section F and in Table A on page 10 of the plan.

F. Proposed Allocation - Changes From the FFY 2021 Plan

The FFY 2022 plan proposes to allocate funding to twelve (12) SSBG service categories, all of which were funded in the approved FFY 2021 plan.

The FFY 2022 plan proposes to:

- (1) Level fund six (6) of the service categories from the approved FFY 2021 plan; and
- (2) Increase/decrease the allocation to six (6) of the FFY 2021 service categories.

The narrative below provides a more detailed explanation of the changes:

Case Management Services: The FFY 2021 plan included one-time funding of \$800,000 for DOH to provide housing support case management services. The FFY 2022 plan includes \$200,000 for this activity.

Family Planning Services: The FFY 2021 plan provided a one-time increase of \$400,000 to Family Planning Services bringing the total in this category to \$1,289,152. The FFY 2022 plan proposes to allocate funding in the amount of \$989,152, representing a \$100,000 increase over the FFY 2020 base allocation of \$889,152, to ensure continued SSBG-funded family planning services during the pandemic and associated economic downturn.

Home-Based Services: The FFY 2022 plan proposes to allocate funding of \$2,097,765 in support of the current program participant activity expenditure trend. While this represents a reduction from the FFY 2021 proposed allocation level, this category has, over the most recent fiscal years, experienced significant underspending adding to the carryforward balance. The FFY 2022 plan proposes to reallocate \$1,000,000 of FFY 2021 carryforward funds from the Home-Based Services category as follows: \$400,000 to Protective Services for Adults; \$200,000 to Case Management Services; \$100,000 to Family Planning Services; and \$350,000 to Home Delivered Meals. The FFY 2022 plan also proposes to reduce the FFY 2022 Home-Based Services base allocation in the amount of \$781,499 and transfer a portion of that amount as follows: \$265,390 to Other Services to cover two (2) Social Services Program Assistant Technician 1 positions; and \$350,000 to Protective Services for Adults to cover the projected expense increase in this category.

Home Delivered Meals: The FFY 2022 plan proposes a one-time transfer from Home-Based Services to Home Delivered Meals in the amount of \$350,000 plus an annualized increase of \$55,101, for a total increase of \$355,101. Thus, FFY 2020's funding level of \$427,500 is increased to \$832,601 for FFY 2022. The FFY21 proposed allocation of \$1,027,500 included a one-time increase of \$600,000 from \$427,500. The one-time increase was targeted to support persons impacted by COVID-19. In addition, the Department of Aging and Disability Services (ADS) requested a reallocation of funds from Special Services to Persons with Developmental or Physical Disabilities to Home Delivered Meals in the amount of \$55,101. Effective FFY 2022, ADS' Home Delivered Meals annual basis shall be \$482,601.

Protective Services for Adults: The Department of Social Services' Protective Services for Adults program participant activity expenditure trend has increased in FFY 2021. Therefore, the plan proposes to increase FFY 2022 Protective Services for Adults by \$750,000 transferred from Home-Based Services to cover the projected expenditures. ADS's base allocation of \$195,372 will remain the same.

Special Services for Persons with Developmental or Physical Disabilities: The FFY 2022 plan proposes to decrease funding from \$60,101 to \$5,000 and increase Home Delivered Meals by the balance of \$55,101, as requested by the Department of Aging and Disability Services.

Other Services: The FFY 2022 plan proposes to increase funding in the amount of \$265,390 to cover two (2) Social Services Program Assistant Technician 1 positions. These two positions will support the Department's Home-Based Services and Protective Services for Adults program application and reimbursement processing. These additional staff will allow Social Work staff to focus on their primary functions, while realigning function and tasks to enhance programmatic service delivery.

G. Contingency Plan

This allocation plan has been prepared based on an estimated FFY 2022 block grant award to Connecticut of \$17,408,026 (not including carryforward dollars), which is equal to the state's final FFY 2021 award. In the event the state allocation is more or less than projected, allocations will be adjusted proportionately. In the event that additional funds become available, they may be carried over into FFY 2023 in order to mitigate any future federal reductions to ensure ongoing programmatic coverage.

In accordance with section 4-28b of the Connecticut General Statutes, after recommended allocations have been approved or modified, any proposed transfer to or from any specific allocation of a sum or sums of over fifty thousand dollars or ten per cent of any such specific allocation, whichever is less, shall be submitted by the Governor to the speaker and the president pro tempore and approved, modified, or rejected by the committees. Notification of all transfers made shall be sent to the joint standing committee of the General Assembly having cognizance of matters relating to appropriations and the budgets of state agencies and to the committee or committees of cognizance, through the Office of Fiscal Analysis.

H. State Allocation Planning Process

Social Services Block Grant funds were originally allocated based on a Negotiated Investment Strategy (NIS) allocation methodology.

The Family Support Act of 1988 and regulations subsequently published in November 1993 by the Department of Health and Human Services established twenty-nine SSBG service categories. For FFY 2022, DSS will allocate funds for twelve of the established service categories (see Table A on pages 10-11). DSS may refine and make minor adjustments to the assignment of SSBG funded programs to the federal service categories.

The Department also allocates SSBG funds to other state agencies: the Department of Mental Health and Addiction Services, the Department of Housing, the Department of Aging and Disability Services, and the Department of Labor. SSBG funds are utilized by other state agencies for various social services programs. Contracts for the provision of these services are subject to the competitive procurement provisions of Connecticut General Statutes §§ 4-212 to 4-219, inclusive, and each individual state agency's procurement plan, submitted to and approved by the Office of Policy and Management (OPM). Each state agency establishes its own allocation process for support of SSBG services under their auspices.

I. Grant Provisions

42 USC Section 1397a entitles each state to receive, for each fiscal year, an amount equal to its allotment for such fiscal year, to be used by the state for services directed at the goals of the Social Services Block Grant.

42 USC Section 1397c requires that prior to expenditure of SSBG funds by a state, the state shall report on the intended use of the payments that the state is going to receive, including information on:

- the types of activities to be supported; and
- categories or characteristics of individuals to be served.

The plan must be submitted to the Secretary of HHS and be made public to facilitate comment by any person and shall be revised throughout the year as may be necessary to reflect substantial changes.

II. Tables of Recommended Allocations, Budgets, Expenditures, and Objectives and Activities

TABLE # and TITLE	PAGE #
Table A. RECOMMENDED ALLOCATIONS	10-11
Table B. SSBG PROGRAM EXPENDITURES	12
Table C. SUMMARY OF SSBG PROGRAM OBJECTIVES AND ACTIVITIES	13-17

TABLE A
SOCIAL SERVICES BLOCK GRANT
RECOMMENDED ALLOCATIONS

PROGRAM CATEGORY	FFY 20 EXPENDITURES	FFY 21 ESTIMATED EXPENDITURES¹	FFY 22 PROPOSED EXPENDITURES	Percentage change from FFY 21 to FFY 22
Case Management Services	2,341,467	3,436,338	2,527,905	-26.4%
Counseling Services	43,375	83,051	83,051	0.0%
Employment Services	-	308,433	308,433	0.0%
Family Planning Services ²	666,864	1,289,152	989,152	-23.3%
Home-Based Services ³	1,928,648	1,931,689	2,097,765	8.6%
Home Delivered Meals ⁴	463,846	1,027,500	832,601	-19%
Independent & Transitional Living Services	6,715,205	6,733,217	6,733,217	0.0%
Legal Services	635,835	683,644	683,644	0.0%
Protective Services for Adults ⁵	744,429	1,302,391	1,532,272	17.7%
Special Services for Persons with Developmental or Physical Disabilities ⁶	(2,129)	5,000	5,000	0.0%
Substance Abuse Services	1,039,485	1,332,365	1,332,365	0.0%
Other Services ⁷	557,977	1,017,231	1,282,621	26.1%
TOTAL	15,135,002	19,150,011	18,408,026	-3.9%
SOURCE OF FUNDS				
Block Grant	17,524,135	17,408,026	17,408,026	0.0%
Carry Forward From Previous Year⁸	5,571,872	7,961,005	6,219,020	-21.9%
TOTAL FUNDS AVAILABLE	23,096,007	25,369,031	23,627,046	-6.9%

Note 1: FFY 2021 Estimated Expenditures: FFY 2021 estimated expenditures include delayed funding and carryforward funding from FFY 2020, which resulted in an artificial inflation of funding.

Note 2: Family Planning: Family Planning Services: The FFY 2022 plan proposes a decrease of \$300,000 from the one-time FFY 2021 funding level of \$1,289,152 to \$989,152. FFY 2020's funding level of \$889,152 is the base annual funding level for Family Planning Services.

Note 3: Home Based Services: The FFY 2022 plan proposes to allocate funding of \$2,097,765 in support of the current program participant activity expenditure trend. While this represents a reduction from the FFY 2021 proposed allocation level, this category has, over the most recent fiscal years, experienced significant underspending adding to the carryforward balance. The FFY 2022 plan proposes to reallocate \$1,000,000 of FFY 2021 carryforward funds from Home-Based Services category as follows: \$400,000 to Protective Services for Adults; \$200,000 to Case management Services; \$100,000 to Family Planning Services; and \$350,000 to Home Delivered Meals. The FFY 2022 plan also proposes to reduce the FFY 2022 Home-Based Services base allocation in the amount of \$781,499 and transfer a portion of that amount as follows: \$265,390 to Other Services to cover two (2) Social Services Program Assistant Technician 1 positions; and \$350,000 to Protective Services for Adults to cover the projected expense increase in this category.

Note 4: Home Delivered Meals: The FFY 2022 plan proposes a one-time increase to Home Delivered Meals in the amount of \$350,000 plus an annualized increase of \$55,101 for a total increase of \$355,101. Thus, the original base allocation of \$427,500 is increased to \$782,601 for FFY 2022. The FFY21 proposed allocation of \$1,027,500 included a one-time increase of \$600,000 from \$427,000 to \$1,027,500. The one-time increase was targeted to support persons impacted by COVID-19. In addition, ADS requested a reallocation of funds from Special Services to Persons with Developmental or Physical Disabilities to Home Delivered Meals in the amount of \$55,101. Effective FFY 2022, ADS's Home Delivered Meals annual basis shall be \$482,601.

Note 5: Protective Services for Adults: The Department of Social Services' Protective Services for Adults program participant activity expenditure trend has increased in federal fiscal year 2021. Therefore, the plan proposes to increase FFY 2022 Protective Services for Adults by \$750,000 transferred from Home-Based Services to cover the projected expenditures. ADS's base allocation of \$195,372 will remain the same.

Note 6: Special Services for Persons with Developmental or Physical Disabilities: The FFY 2022 plan proposes to decrease funding from \$60,101 to \$5,000 and increase Home Delivered Meals by the balance of \$55,101, per the request of ADS.

Note 7: Other Services: The FFY 2022 plan proposes to increase funding in the amount of \$265,390 to cover two (2) Social Services Program Assistant Technician 1 positions. These 2 positions will support the Department's Home-Based Services and Protective Services for Adults program application and reimbursement processing. These additional staff will allow Social Work staff to focus on their primary functions, while realigning function and tasks to enhance programmatic service delivery.

Note 8: Carryforward from Previous Year: The Department plans to expend the estimated carryforward of \$6,219,020 from FFY 2021 for proposed FFY 2022 expenditures before utilizing the FFY 2022 block grant funding. The estimated carryforward is comprised of projected underruns in several categories, which is due to the expending of FFY 2020 carryforward monies during FFY 2021.

TABLE B

SOCIAL SERVICES BLOCK GRANT
SOCIAL SERVICES BLOCK GRANT: PROGRAM EXPENDITURES

PROGRAM CATEGORY	FFY 20 EXPENDITURES	FFY 21 ESTIMATED EXPENDITURES	FFY 22 PROPOSED EXPENDITURES	Percentage change from FFY 21 to FFY 22
Number of Positions (FTE)	0	0	2	0.0%
Personal Services Expenses				
DSS	0	0	107,680	0.0%
Fringe Benefits				
DSS	0	0	105,710	0.0%
Other Expenses				
Indirect Cost	0	0	52,000	0.0%
Contracts				
Grants to:				
Local Government				
Other Agencies	8,535,417	10,636,992	9,792,093	-7.94%
Private Agencies	6,599,585	8,513,019	8,350,543	-1.91%
TOTAL EXPENDITURES	15,135,002	19,150,011	18,408,026	-3.87%
	-	-	-	
SOURCE OF FUNDS				
Federal Block Grant Funds	17,524,135	17,408,026	17,408,026	0.00%
Carry Forward From Previous Year	5,571,872	7,961,005	6,219,020	-21.88%
TOTAL FUNDS AVAILABLE	23,096,007	25,369,031	23,627,046	-6.87%

TABLE C

**SOCIAL SERVICES BLOCK GRANT
SUMMARY OF SERVICE OBJECTIVES AND ACTIVITIES**

Service Category	Objective	Grantor/Agency Activity	Number Served FFY 20*	Performance Measures
Case Management	Case Management Services are arranged, coordinated, and monitored to develop and implement an individual service plan, to provide counseling, and to evaluate client progress.	<u>DSS</u> Provides grants to community action agencies, municipalities and other private non-profit agencies	2,156 adults and 643 children	Clients have basic needs satisfied to sustain adequate life-functions.
		<u>DMHAS</u> Supportive Housing program provides case management and support services for mentally ill clients to live in the community and to work toward self-sufficiency and employment	175 adults	Clients have obtained employment facilitating economic self-sufficiency.
Counseling Services	Counseling Services, which are therapeutic processes, are applied to personal, family, situational or occupational problems to achieve a positive resolution of the problem or improve individual and/or family functioning.	<u>DMHAS</u> Provides grants to four non-profit agencies for counseling services	321 adults	The clients' behavioral health has improved.
Family Planning Services	Family Planning Services are those educational, comprehensive, medical, social services or activities which enable individuals, including minors, to determine freely the number and spacing of their children and to select the means by which this may be achieved.	<u>DSS</u> Provides a grant to the Planned Parenthood of Southern New England, Inc. for the provision of statewide family planning services	8,692 adults and 492 children	Patients have access to and receive clinical services. Patients receive a comprehensive reproductive health exam.

TABLE C

**SOCIAL SERVICES BLOCK GRANT
SUMMARY OF SERVICE OBJECTIVES AND ACTIVITIES**

Service Category	Objective	Grantor/Agency Activity	Number Served FFY 20*	Performance Measures
Home-Based Services	Home-Based Services are those in-home services or activities provided to individuals or families to assist with household or personal care activities that improve or maintain adequate family well-being.	<u>DSS</u> These funds are used by DSS to maintain adults with disabilities in independent living through the provision of services; to increase the likelihood that the home environment for people with disabilities will be healthier due to the provision of homemaker and chore services; and to increase opportunities for persons with disabilities to achieve self-direction and choice by the provision of private providers.	1,032 adults	Clients continue to reside in the community, preventing unnecessary institutionalization. 'At-risk' (e.g. abuse or neglect) clients have experienced improved independent living skills and self-sufficiency.
Home Delivered Meals	Home-Delivered Meals are those services or activities designed to prepare and deliver one or more meals a day to an individual's residence in order to prevent institutionalization, malnutrition, and feelings of isolation. Component activities may include the cost of personnel, equipment, food, assessment of nutritional and dietary needs, nutritional education and counseling, socialization services, and information and referral.	<u>ADS</u> These funds are used by the State Department on Aging to support the Elderly Nutrition Program which provides meals to adults age 60 and over. The program targets older adults with the greatest economic and social need.	661 adults	Clients are able to maintain residence in the community with appropriate nutritional supports.

TABLE C

**SOCIAL SERVICES BLOCK GRANT
SUMMARY OF SERVICE OBJECTIVES AND ACTIVITIES**

Service Category	Objective	Grantor/Agency Activity	Number Served FFY 20*	Performance Measures
Independent and Transitional Living Services	Independent and Transitional Living Services are those services and activities designed to help older youth in foster care or homeless youth make the transition to independent living, or to help adults make the transition from an institution or from homelessness to independent living.	<u>DOH</u> Provides grants to one transitional living program and provides a portion of the funding to thirty-three homeless shelters	4,720 adults and 836 children	Clients have successfully obtained housing.
		<u>DMHAS</u> Provides grants to support shelters which provide varying services including: case management, relapse prevention, follow-up aftercare, and referral to substance abuse treatment, referral for housing, employment opportunities, and job training	379 adults	Clients move to permanent housing.
		<u>DSS</u> Provides grants to assist the Department's Social Work Unit with the provision of short-term emergency housing for at-risk TFA households with a minor child that present at DSS offices and their connection with the coordinated access system has been unsuccessful	34 adults and 79 children	
Legal Services	Legal Services are those services or activities provided by a lawyer or a person under the supervision of a lawyer to assist individuals in seeking or obtaining legal help in civil matters.	<u>DSS</u> Provides a grant to Connecticut Legal Services, Inc. (CLS). CLS delegates a portion of the funding to New Haven Legal Assistance Association, Inc. and Greater Hartford Legal Aid, Inc.	4,120 adults and 588 children	Clients have accessed the legal system or obtained legal representation to preserve their legal right and interests.

TABLE C

**SOCIAL SERVICES BLOCK GRANT
SUMMARY OF SERVICE OBJECTIVES AND ACTIVITIES**

Service Category	Objective	Grantor/Agency Activity	Number Served FFY 20*	Performance Measures
Protective Services for Adults	Protective Services for Adults are those services or activities designed to prevent or remedy abuse, neglect or exploitation of adults who are unable to protect their own interests.	<u>ADS</u> Provides protective services for the deaf and hearing impaired individuals of the state <u>DSS</u> Provide protective support to mitigate abuse.	155 adults 7,971 adults	Clients are removed from the harm of others. Clients received appropriate social services support or obtained supplies to enhance personal property security that enables them to safely remain in their home. Clients continue to live in the community and permanent institutionalization is avoided.
Substance Abuse Services	Substance Abuse Services are those services or activities that are primarily designed to deter, reduce, or eliminate substance abuse or chemical dependence. Except for initial detoxification services, medical and residential services may be included but only as an integral but subordinate part of the service.	<u>DMHAS</u> Provides grants to support sixteen clinics which provide intensive and immediate residential treatment, intensive outpatient services, methadone maintenance and long term care and treatment services.	3,087 adults	Clients demonstrate positive decision making skills. Clients demonstrate increased awareness of the adverse effects of drug and alcohol abuse.

TABLE C

**SOCIAL SERVICES BLOCK GRANT
SUMMARY OF SERVICE OBJECTIVES AND ACTIVITIES**

Service Category	Objective	Grantor/Agency Activity	Number Served FFY 20*	Performance Measures
Special Services for Persons With Developmental or Physical Disabilities	Special Services for Persons with Developmental or Physical Disabilities are services or activities intended to maximize the potential of persons with disabilities, help alleviate the effects of such physical, mental or emotional disabilities, and to enable these persons to live in the least restrictive environment possible.	<u>ADS (formerly DORS)</u> Provides personal and family counseling and support, and assists persons with visual and/or auditory impairments with independent functioning in the community by providing training in orientation and mobility in order to maximize the potential of these individuals, alleviate the effects of their disabilities and to enable them to live independently.	5 adults	Clients in the program with disabilities accessed disability benefits, were provided with information and referrals for appropriate services, and counseled as to develop an individual service plan with focus on independent living skills.
Other Services (Human Services Infrastructure)	Human Services Infrastructure is a way to improve service delivery and outcomes by coordinating the efforts of all the partners who offer help to Connecticut residents. Service delivery system is client-focused approach that seeks better results for clients through a Two-Gen/multi-generational approach. Demonstrate individual and family outcomes; not just count of client services provided.	<u>DSS</u> Provides grants to support this service delivery model. Grantees measure success in services and outcomes through mutually agreed upon terms.	105,343 adults	Individuals and Families with low incomes are stable and achieve economic security.

* SSBG funds supplement the provision of services across the state. The statistics reflected above may represent outcomes associated with other programs and funding sources of which SSBG is a contributor.

III. Allocations by Program

SOCIAL SERVICES BLOCK GRANT
List of Block Grant Funded Programs
FFY 2020 Actual, FFY 2021 Estimated and FFY 2022 Proposed

Program Category	FFY 2020 Actual Expenditures (including carry forward funds)	FFY 2021 Estimated Expenditures (including carry forward funds)	FFY 2022 PROPOSED Expenditures (including carry forward funds)
Case Management Services – Service Code 2			
Department of Social Services (DSS)	2,162,012	2,409,284	2,100,851
Dept. of Mental Health and Addiction Services (DMHAS)	179,455	227,054	227,054
Department of Housing (DOH)	-	800,000	200,000
TOTAL	2,341,467	3,436,338	2,527,905
Counseling Services – Service Code 4			
Dept. of Mental Health & Addiction Services (DMHAS)	43,375	83,051	83,051
TOTAL	43,375	83,051	83,051
Employment Services – Service Code 8			
Department of Labor (DOL)	-	308,433	308,433
TOTAL	-	308,433	308,433
Family Planning Services – Service Code 9			
Department of Social Services (DSS)	666,864	1,289,152	989,152
TOTAL	666,864	1,289,152	989,152
Home-Based Services – Service Code 13			
Department of Social Services (DSS)	1,928,648	1,931,689	2,097,765
TOTAL	1,928,648	1,931,689	2,097,765
Home Delivered Meals – Service Code 14			
Department of Aging and Disability Services (ADS)	463,846	1,027,500	832,601

Program Category	FFY 2020 Actual Expenditures (including carry forward funds)	FFY 2021 Estimated Expenditures (including carry forward funds)	FFY 2022 PROPOSED Expenditures (including carry forward funds)
TOTAL	463,846	1,027,500	832,601
Independent & Transitional Living Services – Service Code 16			
Department of Social Services (DSS)	90,000	75,000	75,000
Department of Housing (DOH)	6,500,745	6,500,745	6,500,745
Dept. of Mental Health & Addiction Services (DMHAS)	124,460	157,472	157,472
TOTAL	6,715,205	6,733,217	6,733,217
Legal Services – Service Code 18			
Department of Social Services (DSS)	635,835	683,644	683,644
TOTAL	635,835	683,644	683,644
Protective Services for Adults – Service Code 21			
Department of Social Services (DSS)	558,249	1,107,019	1,336,900
Department of Aging and Disability Services (ADS)	186,180	195,372	195,372
TOTAL	744,429	1,302,391	1,532,272
Special Services for Persons with Developmental or Physical Disabilities – Service Code 25			
Department of Aging and Disability Services* (ADS)	(2,129)	5,000	5,000
TOTAL	(2,129)	5,000	5,000
Substance Abuse Services – Service Code 27			
Dept. of Mental Health & Addiction Services (DMHAS)	1,039,485	1,332,365	1,332,365
TOTAL	1,039,485	1,332,365	1,332,365
Other Services – Service Code 29			
Department of Social Services (DSS)	557,977	1,017,231	1,017,231
Department of Social Services (DSS) - Personal Services	-	-	265,390
TOTAL	557,977	1,017,231	1,282,621
GRAND TOTAL	15,135,002	19,150,011	18,408,026

IV. Federal Poverty Level and Income Eligibility Tables

Federal Poverty Level Guidelines Annual Amounts		
Assistance Unit Size	FFY 2022	
	100%	150%
1	\$12,880	\$19,320
2	\$17,420	\$26,130
3	\$21,960	\$32,940
4	\$26,500	\$39,750
5	\$31,040	\$46,560
6	\$35,580	\$53,370
7	\$40,120	\$60,180
8	\$44,660	\$66,990
9	\$49,140	\$73,710
10	\$53,620	\$80,430
11	\$58,100	\$87,150
12	\$62,580	\$93,870

*Source: Federal Register, Vol.86, No.19, February 1, 2021.